

# ATHENA SWORD




Athena Sword is a contemporary dining chair with a comfortable upholstered seat and backrest on swivel sword legs. The base is available with automatic memory swivel option that is very convenient. The seat has a steel structure with "S" shape springs for extra flexibility and strength. This steel frame molded by injecting polyurethane foam. Athena Sword may be upholstered with variety of other colors as a special order with a minimum quantity requirement. The chair is suitable for residential use only. Athena Sword is designed by Industrial Modern Team.

## BOUCLE FABRIC




black

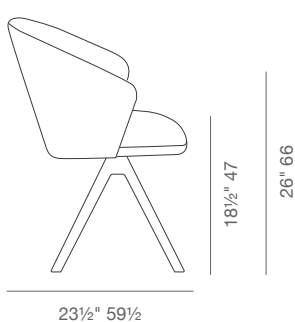
## LEATHERETTE



light grey



22" 55.8



23½" 59½

## DIMENSIONS

32"h x 22"w x 23½"d

## BOX SIZE

32.2"h x 23.6"w x 22.8"d  
(2pcs/box)

## WEIGHT

15.4 lbs

## WEIGHT CAP

200 lbs

## CUBIC FEET

10.2

## SPECIAL ORDER

min. of 8 required

## COM

1.4 yd

## COL

25 sq. ft.

## BASE

Chrome / Black Finish /  
Walnut Veneer / Natural  
Veneer / Gold Finish