

AMED SLED



Amed Sled is a contemporary dining chair with a comfortable upholstered seat and backrest on solid stainless steel sled base. The seat has a steel structure with “S” shape springs for extra flexibility and strength. This steel frame is molded by an injecting polyurethane foam. Amed Sled is suitable for both residential and commercial use.

DIMENSIONS

31" h x 17" w x 21" d

WEIGHT

22 lbs

SPECIAL ORDER

min. of 8 required


COM req.

1.3 yd

BASE

Chrome / Brass Finish

LEATHERETTE



light grey

red

blue

PPM-FR



grey


cinnamon

FABRIC (Camira-Era)




grey

red



17" 43



21" 53.3