

AMED SLED WOOD



Amed Sled Wood is a contemporary dining chair with a comfortable upholstered seat and backrest on solid sled base with beech walnut finish. The seat has a steel structure with "S" shape springs for extra flexibility and strength. This steel frame is molded by an injecting polyurethane foam. Amed Sled Wood is suitable for both residential and commercial use.

DIMENSIONS

31" h x 17" w x 21" d

WEIGHT

22 lbs

SPECIAL ORDER

min. of 8 required


COM req.

1.3 yd

BASE

Beech Walnut Finish

LEATHERETTE



light grey

red

blue

PPM-FR



grey


cinnamon

FABRIC (Camira-Era)




grey

red



31" 78.7

17" 43



18" 45.7

21" 53.3