


ATHENA PYRAMID SWIVEL



Athena Pyramid Swivel is a contemporary dining chair with a comfortable upholstered seat and backrest on swivel pyramid wood legs. The seat has a steel structure with "S" shape springs for extra flexibility and strength. This steel frame molded by injecting polyurethane foam. Athena Pyramid Swivel may be upholstered with variety of other colors as a special order with a minimum of quantity required. The chair is suitable for residential use only. Athena Pyramid Swivel is designed by Industrial Modern Team.

BOUCLE FABRIC

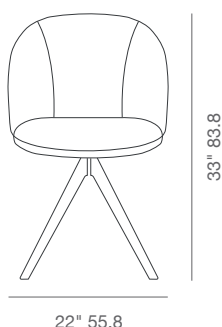


black

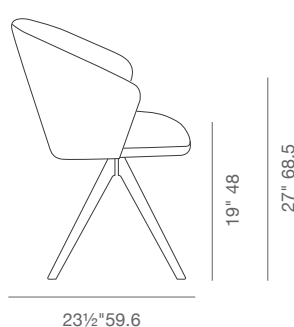
LEATHERETTE



light grey



22" 55.8



23½" 59.6

DIMENSIONS

33"h x 22"w x 23½"d

BOX SIZE

32.2"h x 23.6"w x 22.8"d
(2pcs/box)

WEIGHT

15.4 lbs

WEIGHT CAP

200 lbs

CUBIC FEET

10.2

SPECIAL ORDER

min. of 8 required

COM

1.4 yd

COL

25 sq. ft.

FRAME / BASE

Beech Walnut Finish /
Natural Ash /
American Walnut