


ATHENA



Athena is a contemporary dining chair with an upholstered seat. The legs are solid beech finished in walnut. Athena Armchair is designed by Industrial Modern team and it's suitable for both residential use only.

PPM - FR




black


grey

cinnamon

SEAT W/BRASS RINGS

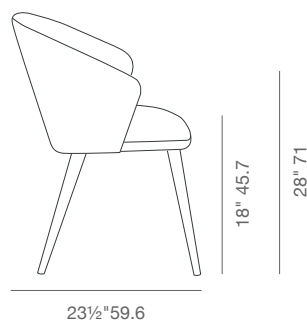


off white boucle fabric



22" 55.8

31 1/2" 80



23 1/2" 59.6

18" 45.7

28" 71

DIMENSIONS

31 1/2" h x 22" w x 23 1/2" d

BOX SIZE

32.2" h x 23.6" w x 22.8" d
(2 pcs/box)

WEIGHT

15.4 lbs

WEIGHT CAP

300 lbs

CUBIC FEET

10.2

SPECIAL ORDER

min. of 8 required

COM

1.2 yd

COL

22 sq. ft.

FRAME / BASE

Beech Walnut Finish