

BOTTEGA TOWER



Bottega Tower is a contemporary dining chair with a comfortable upholstered seat and backrest on tower base steel base in variety of finishes. Each leg is tipped with a plastic glide embedded into the metal wire. The seat has a steel structure with "S" shape springs for extra flexibility and strength. This steel frame is molded by an injecting polyurethane foam. Bottega Tower is suitable for both residential and commercial use.

DIMENSIONS

31.8"h x 24"w x 22.8"d

WEIGHT

13 lbs

CUBIC FEET

8.5

SPECIAL ORDER

min. of 8 required


COM req.

1.5 yd

BASE

Chrome / Black / Gold

LEATHERETTE




black

white

light grey


grey

PPM



cinnamon

WOOL (CAMIRA)



dark grey

silver

turquoise

deep maroon


FABRIC (Camira-Era)



grey

red

BOUCLE FABRIC



blue-black

orange (Camira)

Off White (Camira)

VELVET



cherry



24" 61

31.8" 80.7



22.8" 58

25 1/2" 64.8

18" 45.7