

## GALAXY D



Simple and functional, Galaxy D has a walnut veneer top with matt grey lacquer edge and metal legs finished in black. Galaxy D has three other coffee tables in its collection that may be used as a group upon desire. Galaxy D is designed by the sohoConcept team.

### DIMENSIONS

16½"dia x 20½"h


### WEIGHT

14 lbs

### BASE


Metal Black Finish

### TOP

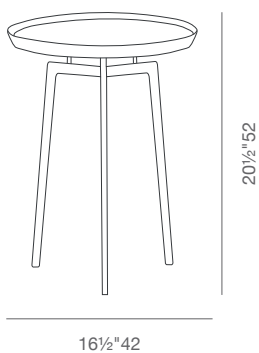


walnut

### BASE



black



16½"dia

20½" h