

## GINZA



Ginza is a contemporary chair with a upholstered seat and back pad. The legs are finished in beech wood finished in walnut. Ginza dining chair is designed by the Industrial Modern team and it's suitable for both residential and commercial use.

**DIMENSIONS**

34.6"h x 21.2"w x 25.4"d

**BOX SIZE**

25.6"h x 22.8"w x 20.5"d  
(2pcs/box)

**WEIGHT**

16 lbs

**CUBIC FEET**

6.9

**SPECIAL ORDER**

min. of 24 required


**COM**

1.2 yd


**FRAME / BASE**

Beech Walnut Finish


PPM-FR



black



cinnamon



21.2"53.8

34.6"87.8



25.4"64.5

17.7"45