


PROUVE STOOLS




Prouve is an industry style stool with a plywood seat and back, available with upholstered seat as well. The legs are finished with metal base available in black, white and gunmetal finish. Gunmetal frame is in only available with soft seat. Prouve Stool is designed by the Industrial Modern team and it's suitable for both residential and commercial use.


WOOD SEAT & BACK



plywood walnut veneer




plywood oak veneer

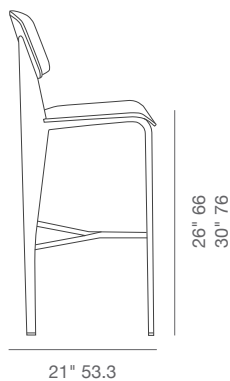
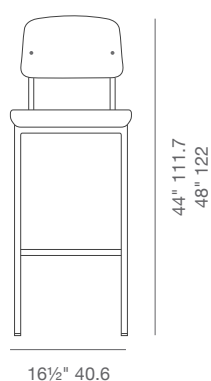


plywood oak black veneer

SOFT SEAT



black PPM-S



DIMENSIONS

44"h x 16.5"w x 21"d
48"h x 16.5"w x 21"d

BOX SIZE

64.5"h x 26"w x 17.5"d
(2pc/box)

WEIGHT CAP

300 lbs

COL

18 sq.ft.

CUBIC FEET

16.9

SPECIAL ORDER

min. of 24 required

COM

1 yd

FRAME

Black / White /

SOFT SEAT FRAME

Black / Gunmetal