

CAPRI SLED



Capri is a contemporary dining chair with a comfortable upholstered seat and backrest with steel legs wrapped by wool and PPM. The seat has a steel structure with "S" shape springs for extra flexibility and strength. This steel frame is moulded by an injecting polyurethane foam. Capri is suitable for both residential and commercial use.

DIMENSIONS

32.5"h x 19"w x 22.5"d

WEIGHT CAP

300 lbs

CUBIC FEET

16

SPECIAL ORDER

min. of 8 required

COM req.

1.3 yd

COL

23 sq.ft.

BASE

Chrome / Black Finish /
Brushed Stainless Steel /
Brass Gold

PPM



black


white

bone

wheat

brick

hazelnut




mint

caramel

light grey

WOOL (CAMIRA)



dark grey

silver

BOUCLE FABRIC



white (extra loop)

LOW BACK

PPM



black


white

bone

red

caramel

light grey



19" 48



22 1/2" 57

18" 45.7