

ATHENA MW



Athena MW is a contemporary dining chair with a comfortable upholstered seat and backrest on a solid steel MW base that is available in different finish options. The seat has a steel structure with "S" shape springs for extra flexibility and strength. This steel frame is molded by an injecting polyurethane foam. Athena MW may be upholstered with variety of other colors as a special order with a minimum quantity requirement. The chair is suitable for residential use.

DIMENSIONS

33"h x 22"w x 25"

WEIGHT CAP

200 lbs

SPECIAL ORDER

min. of 8 required

COM

1.4 yd


COL

25 sq. ft.


FRAME / BASE

Walnut Veneer /
Natural Finish /
Black Finish /
Stainless Steel

PPM - FR



cinnamon



caramel

LEATHERETTE




light grey

WOOL (CAMIRA)



dark grey



silver

BOUCLE FABRIC



black



33" 83.8

22" 55.8



19" 48

27" 68½

25" 63½