

CAPRI METAL



Capri Metal is a contemporary dining chair that combines comfort, durability, and refined design. It features a fully upholstered seat and backrest supported by chrome-plated steel tube legs with integrated plastic caps for floor protection. The seat structure includes S-shaped steel springs for added flexibility, strength, and lasting comfort, while the steel frame is moulded with injected polyurethane foam to provide ergonomic support. Suitable for both residential and commercial settings, Capri Metal is an ideal choice for dining areas, restaurants, and hospitality spaces.

DIMENSIONS

32.5"h x 19"w x 22.5"d

WEIGHT CAP

300 lbs

COL

23 sq.ft.

SPECIAL ORDER

min. of 8 required

COM req.

1.1 / 1.3 yd


BASE

Chrome


PPM




black



white




bone



light grey



mint



brick



caramel

WOOL (CAMIRA)



dark grey



silver



white extra loop


BOUCLE FABRIC

LOW BACK


PPM



black




white



bone



caramel




light grey

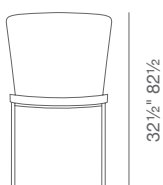
FABRIC (CAMIRA-ERA)



turquoise

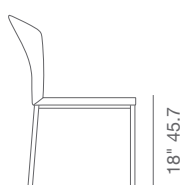


grey



32 1/2" 82 1/2"

19" 48



18" 45.7"

22 1/2" 57