

CAPRI SLED



Capri Sled is a contemporary dining chair designed to combine comfort, durability, and refined aesthetics. It features a generously upholstered seat and backrest, supported by elegant sled-style steel legs with plastic glides discreetly integrated into the base for smooth movement and floor protection. The steel frame is formed using injected polyurethane foam, ensuring both structural strength and long-lasting comfort. Equally suitable for residential and commercial environments, Capri Sled offers a perfect balance of functionality, comfort, and modern design.

DIMENSIONS

32.5"h x 19"w x 22.5"d

WEIGHT CAP

350 lbs

COL

23 sq.ft.

SPECIAL ORDER

min. of 8 required

COM req.

1.1 / 1.3 yd


BASE

Chrome / Black Finish /
Brushed Stainless Steel /
Gold Brass


PPM




black



white




bone



light grey



mint



brick



caramel

WOOL (CAMIRA)



dark grey



silver



white extra loop


BOUCLE FABRIC

LOW BACK


PPM



black



white



bone



caramel



light grey

FABRIC (CAMIRA-ERA)



turquoise



grey



19" 48

32½" 82½"



22½" 57

18" 45.7